




REF. PCO **15.00**


## MODEL | **GSW530-560 Deutz**

- DEUTZ Diesel engine.
- **NEW** MeccAlte alternator.
- Water cooling system with radiator.
- Industrial muffler.
- Complete with engine and battery liquids.




MODEL		GSW530D	GSW560D	
CODE		SG461TDA	SG501TDA	
TECHNICAL FEATURES	PRIME POWER PRP	kVA (kW)	459 (367)	509 (407)
	EMERGENCY POWER LTP	kVA (kW)	528 (422)	546 (437)
	Voltage	Volt	400/231	400/231
	Frequency	Hz	50	50
	Power factor	Cos φ	0,8	0,8
	Fuel capacity	Litres	636	636
	Autonomy (100% load PRP)	h	6,0	5,1
	Dimensions (LxWxH)	mm	3.300x 1.800 x 2.135	3.300x 1.800 x 2.135
	Dry weight	kg	3.860	3.910
	<b>DIESEL ENGINE</b>	<b>DEUTZ</b>	<b>BF8M 1015C G2</b>	<b>BF8M 1015 CP</b>
	Cooling system	Type	Water	Water
	Speed	r.p.m.	1.500	1.500
	Displacement	c.c.	15.900	15.900
	Cylinders and disposition	n° disp.	8 V	8 V
	Aspiration	Type	Turbo - Intercooler	Turbo - Intercooler
	Engine power PRP	kWm	391,3	433,9
	Fuel consumption (100% load)	l/h	96,0	114,0
	Specific consumption PRP	g/kWh	207	221
	Engine governor (standard)	Type	Electronic (EMR)	Electronic (EMR)
	Electrical system (DC)	Volt	24	24
<b>ALTERNATOR</b>	<b>MECCALTE</b>	<b>ECO 40 3S</b>	<b>ECO 40 3S</b>	
Insulation	Class	H	H	
Mechanical degree of protection	Type	IP21	IP21	
Voltage regulation	Type	Electronic	Electronic	

TECHNICAL CHARACTERISTICS NOT IMPREGNATIVE RESERVATION OF MODIFICATIONS FOR INNOVATION OF THE PRODUCT

MANUAL / AUTOMATIC CONTROL PANEL (ACP)		GSW530D	GSW560D
MANUAL / AUTOMATIC CONTROL PANEL (ACP)	 <p>Manual / Automatic control panel mounted on the genset, protected by a locking door, complete with digital control unit <b>ACO1</b> for monitoring, control and protection of the generating set.</p>	<ul style="list-style-type: none"> <li>• Generating set voltage (3 phases).</li> <li>• Mains voltage.</li> <li>• Generating set frequency.</li> <li>• Generating set current (3 phases).</li> <li>• Battery voltage.</li> <li>• Power (kVA - kW - kVAR).</li> <li>• Power factor Cos φ.</li> <li>• Hours-counter.</li> <li>• Engine speed r.p.m.</li> <li>• Fuel level (%).</li> <li>• Oil pressure.</li> <li>• Engine temperature.</li> </ul>	
		<p><b>Commands and others</b></p> <ul style="list-style-type: none"> <li>• Selector switch with six positions: Automatic test - Automatic starting - Engine locked - Mains contactor forced - Manual starting - Genset contactor forced.</li> <li>• Push-buttons: start/stop, up/down selection, reset.</li> <li>• Emergency stop button.</li> <li>• DC system disconnection key.</li> <li>• Acoustic alarm.</li> <li>• Automatic battery charger.</li> </ul>	
		<p><b>Protections with alarm</b></p> <ul style="list-style-type: none"> <li>• Engine protections: low fuel level, low oil pressure, high engine temperature.</li> <li>• Genset protections: under/over voltage, overload, under/over frequency, starting failure, under/over battery voltage, battery charger failure.</li> <li>• Circuit breaker protection: III poles.</li> <li>• Differential protection.</li> </ul>	
		<p><b>Protections with shutdown</b></p> <ul style="list-style-type: none"> <li>• Engine protections: low fuel level, low oil pressure, high engine temperature, low coolant level.</li> <li>• Genset protection: under/over voltage, overload, under/over battery voltage, battery charger failure.</li> </ul>	
		<p><b>Output</b></p> <ul style="list-style-type: none"> <li>• Plinth row for connection from ACP to LTS panel.</li> <li>• Power cables connection to terminals board (external).</li> </ul>	

TECHNICAL CHARACTERISTICS NOT IMPREGNATIVE RESERVATION OF MODIFICATIONS FOR INNOVATION OF THE PRODUCT

AUTOMATIC CONTROL PANEL (AMF)		GSW530D	GSW560D
 <p>Automatic control panel for automatic starting by Mains failure. Delivered loose from the genset, and complete with digital control unit <b>AC01</b> for monitoring, control and protection of the generating set.</p>	<p><b>Digital instrumentation</b> through AC-01 control unit (CAN BUS).</p>	<ul style="list-style-type: none"> <li>Generating set voltage (3 phases).</li> <li>Mains voltage.</li> <li>Generating set frequency.</li> <li>Generating set current (3 phases).</li> <li>Battery voltage.</li> <li>Power (kVA - kW - kVA<sub>r</sub>).</li> <li>Power factor Cos φ.</li> <li>Hours-counter.</li> <li>Engine speed r.p.m.</li> <li>Fuel level (%).</li> <li>Oil pressure.</li> <li>Engine temperature.</li> </ul>	
	<p><b>Commands and others</b></p>	<ul style="list-style-type: none"> <li>Selector switch with six positions: Automatic test - Automatic starting - Engine locked - Mains contactor forced - Manual starting - Genset contactor forced.</li> <li>Push-buttons: start/stop, up/down selection, reset.</li> <li>Emergency stop button.</li> <li>Remote starting availability.</li> <li>Acoustic alarm.</li> <li>Automatic battery charger.</li> </ul>	
	<p><b>Change over contactors Mains/Genset</b></p>	IV poles - 1.000A	IV poles - 1.000A
	<p><b>Protections with alarm</b></p>	<ul style="list-style-type: none"> <li>Engine protections: low fuel level, low oil pressure, high engine temperature.</li> <li>Genset protections: under/over voltage, overload, under/over frequency, starting failure, under/over battery voltage, battery charger failure.</li> </ul>	
	<p><b>Protections with shutdown</b></p>	<ul style="list-style-type: none"> <li>Engine protections: low fuel level, low oil pressure, high engine temperature, low coolant level.</li> <li>Genset protection: under/over voltage, overload, under/over battery voltage, battery charger failure.</li> </ul>	
	<p><b>Output</b></p>	<ul style="list-style-type: none"> <li>Plinth row for connection from pre-wired panel (mounted on the genset) to AMF panel.</li> <li>Power cables connected to terminals board (internal).</li> </ul>	


**GENSET SUPPLEMENTS (ONLY AVAILABLE WHEN ORDERED)**

<input checked="" type="checkbox"/>	<b>GPA: ALTERNATOR IP23 PROTECTION.</b>
<input checked="" type="checkbox"/>	<b>AFP: AUTOMATIC FUEL TRANSFER PUMP.</b>
<input checked="" type="checkbox"/>	<b>PHS: COOLANT PREHEATING SYSTEM.</b>

**CONTROL PANEL SUPPLEMENTS (ONLY AVAILABLE WHEN ORDERED)**

<input checked="" type="checkbox"/>	<b>TIF: IV POLES CIRCUIT BREAKER INSTEAD OF III POLES.</b>
<input checked="" type="checkbox"/>	<b>RSS: REMOTE START &amp; STOP PRE-ARRANGED FREE CONTACTS.</b>

**ACCESSORIES**

LOAD TRANSFER SWITCH PANEL.		GSW530D	GSW560D
 <p>Load transfer switch panel built in a metal cabinet and supplied loose from the genset.</p>	<p><b>Change over contactors</b></p>	IV poles - 1.000A	IV poles - 1.000A
	<p><b>Connections</b></p>	<ul style="list-style-type: none"> <li>Plinth row for connection from ACP to LTS panel.</li> <li>Terminals board for power cables connection (Genset-Mains-Load).</li> </ul>	
	<p><b>Protections</b></p>	<ul style="list-style-type: none"> <li>Contactors mechanically and electrically interlocked.</li> <li>Emergency stop button.</li> </ul>	
<p>Automatic control panel + LTS panel measures the Mains voltage and starts automatically the genset within few seconds in case of Mains failure. It transfers immediately the load again to the genset when the Mains voltage returns within the rated values.</p>			
<input checked="" type="checkbox"/>	<b>FEC: FLEXIBLE EXHAUST COMPENSATOR.</b>		
<input checked="" type="checkbox"/>	<b>RES: RESIDENTIAL SILENCER.</b>		
<input checked="" type="checkbox"/>	<p><b>RCG: REMOTE CONTROL BY GSM KIT</b> (kit for genset management and control by remote PC; communication available by means of RS232 directly to PC or through GSM modem). Available only for automatic versions with <b>AC01</b> control unit.</p>		